

## BUILD & READ DECODABLE SENTENCES

A B C

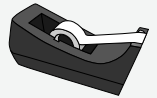
### Supplies required



Dry erase marker



Scissors



Clear tape

### Skills at work



Reading sentences



Writing

Tom

got fed

on a mat



## **BUILD & READ DECODABLE SENTENCES**

### **Steps to follow**

1. Print all the pages of this printable pack.
2. Cut out all the sentence card (orange , pink and yellow).
3. Stick a clear tape on the writing lines to make it reusable.
4. Allow your child to pick one card of each color and place it on the right colored box.
5. Next they will connect each part and build the sentence.
6. Write this sentence on the writing lines and encourage them to read it.


# Build & Read Decodable Sentences



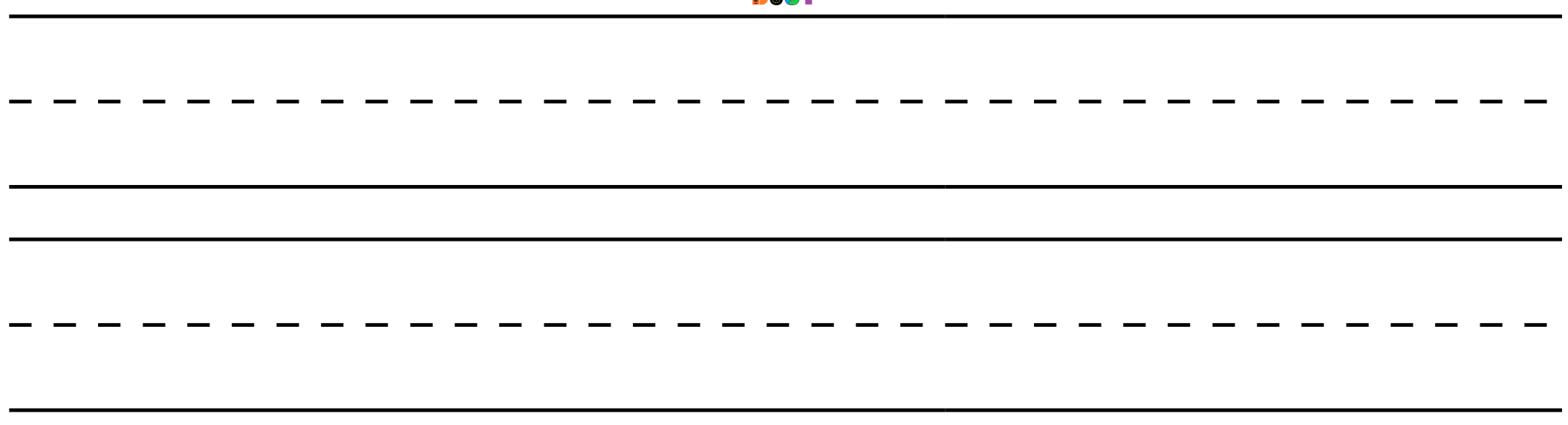
WHO



WHAT



WHERE



Handwriting practice lines consisting of two sets of three horizontal lines (top solid, middle dashed, bottom solid) for writing practice.

Tom

Sam

A fox

The cat

Ted

The fat pig

can sit

got fed

hid

had a nap

can hop

runs

in a tub.

on a mat.

on a jet.

in a van.

in the box.

at the shop.