



# VOWEL HOUSES




## Supplies required



scissors



glue




crayons

## Skills at work



short vowel sounds





# VOWEL HOUSES

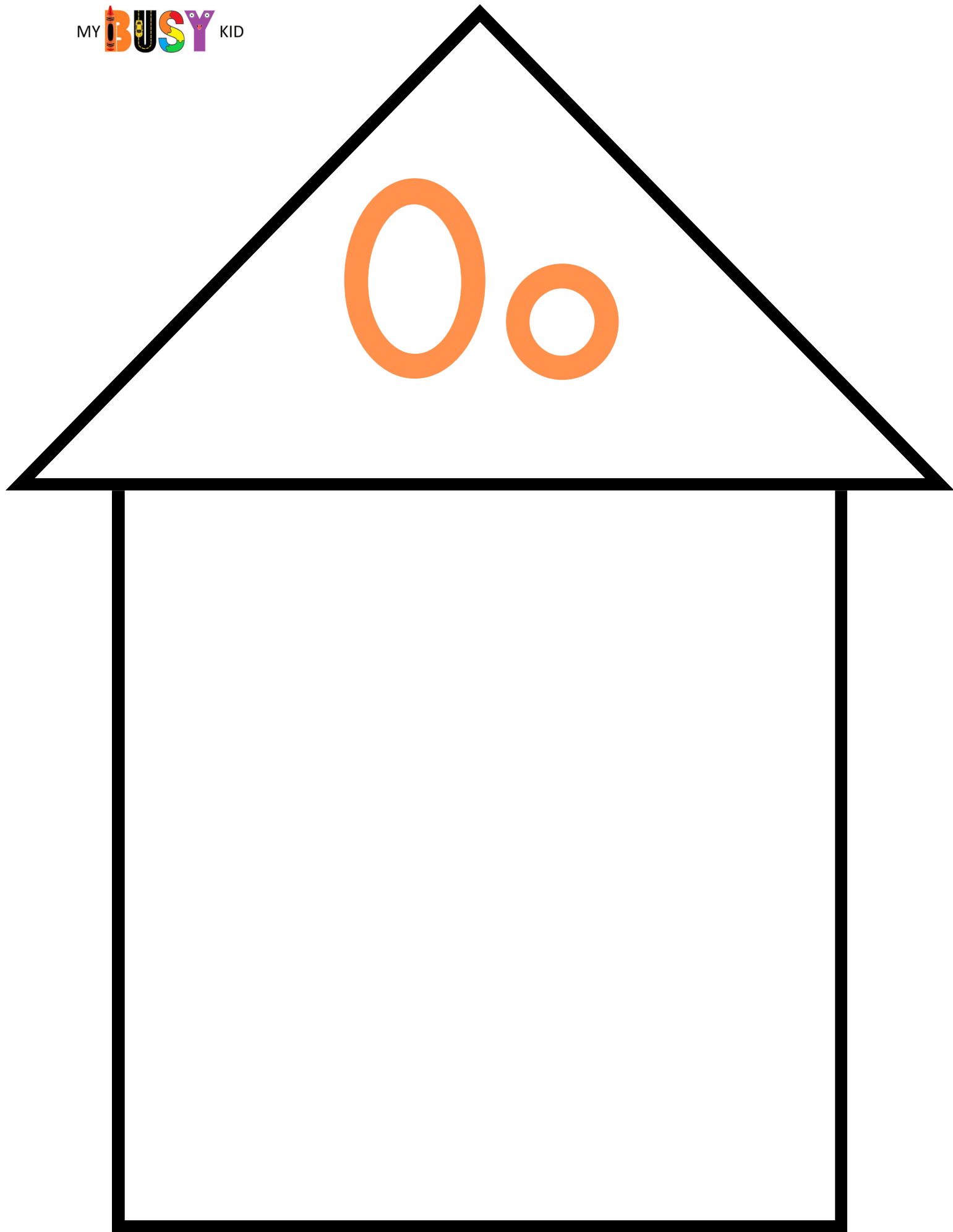
## Steps to follow

1. Print all the pages of this printable pack.
2. Let your child color these houses with their favorite choice of color.
3. In the meantime you can cut all the pictures from last page , jumble them up and stack in a pile.
4. Child has to pick one picture at a time , say it and listen to the vowel sound in the name of that object , for example - **fan** has the vowel sound /a/.
5. Next they will glue this picture in the right vowel house , i.e. **fan** will go in the Aa house.

Aa

Ee


Ii



Uu



cat



fan



map




pan



sad




bed



hen




jet



web



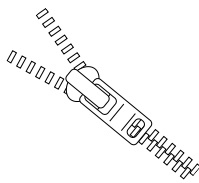
pen




pig



dig



zip



bin




lip



mop




pot



log




dog



sock



mug



bug



cut



run



tub