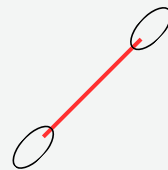


# CODED WRITING



## Supplies required



Q tips



Paint


## Skills at work



writing practice



problem solving






# CODED WRITING

## Steps to follow

1. Print all the pages of this printable pack.
2. You will need 6 Q tips and red , orange , yellow , green , blue & purple liquid paint (we used crayola washable liquid paint for this activity).
3. Get started by selecting the page to practise.
4. Child starts tracing the letters/numbers/shapes/prewriting lines with q tips by looking at the color codes written on the top.
5. For ex - letter 'a' will be traced with red color , letter 'b' with orange color and so on.
6. Repeat the same steps for all other pages.

a b c d e f



1

2

3

4

5

6



1

5

3

4

1

5

6

6

2

3

1

4

5

2

6

1

6

2

5

3

4

3

4

2

